

Product Name: ZX140QSS-RK Samtec Breakout Adapter – in-system rackmount – low profile

Product Description: 25pins per row x 2 rows -- > 50 pins Q-Strip Samtec breakout adapter designed for rackmount or low profile test and measurement applications; servers or networking hardware in any standard rackmount – Onboard QSS-025 Samtec connector, mating with QTS-025 connector series.

- 1- Each QSS-025 connector's signal is routed to onboard header.
- 2- Listed number adjacent to each header pin represents the associated Samtec QSS pin number.
- 3- All traces are 50 Ohms impedance controlled.
- 4- Four layers PCB design, inner layers are GND planes.
- 5- One accessible GND test point, The test point is connected to module's GND planes and direct interface to the connector GND blade.
- 6- Offering Low profile design, targeting in-system rackmount or low profile design test & measurement applications.
- 7- Ease of interface with single channel and differential scope probes.
- 8- Fully compatible with Single Ended , -D, and Differential Pair, -DP, Samtec connector QSS QTS series as well as cable assemblies; SQCD
- 9- Mates with any height and form factor QTS-025 connector series such as -D -DP, -RA, -EM configurations.
- 10- Flying lead wire assembly may be used for board to board interface – See ordering information, see [ZX100ACC-SS](#)

Electrical:
 Insertion loss > -2dB @3GHz
 Trace impedance: 50 Ω
 Operating Temperature: -55°C to +125°C
 Samtec Connector:

Onboard Connector: QSS-025-xx 2rows x 25 pins/row
 Mates with: Any QTS-025-xx formfactor
 Pitch: 0.025" (0.635mm) pin to pin pitch
 Plating: Gold Flash
 Header:
 Pitch: 0.1" (2.54mm) pin to pin pitch
 Pin: Square 0.025" (0.635mm)
 Height: 0.24" (6mm)
 Plating: Gold Flash

Application: Bringup, testing, emulation, development, modular design evaluations

Mates with : Samtec QTS025 - Also mates with ANY one bank of QTS050 QTS075 and SQCD
 Compatible with – differential Pair (DP), unused signal can be left unconnected or Grounded for improved noise immunity.

Signal assignments: Table below exhibits the assigned Samtec pin numbers associated with the headers for top and bottom sides of the module. Due to the module size, there are no listed reference designators on this module. The side with "Zebax.com" and Module name , ZX140QSS-RK" is the top side.

ZX140QSS pin configuration

Top Header	3	7	11	15	19	23	27	31	35	39	43	47	GND
	1	5	9	13	17	21	25	29	33	37	41	45	49

Bottom Header	4	8	12	16	20	24	28	32	36	40	44	48	GND
	2	6	10	14	18	22	26	30	34	38	42	46	50

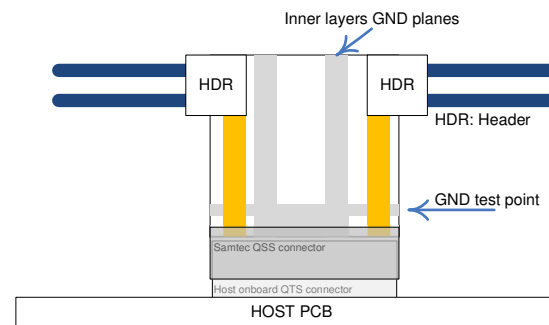
Header pin numbers refer to the SAMTEC QSS connector pin number

Notice

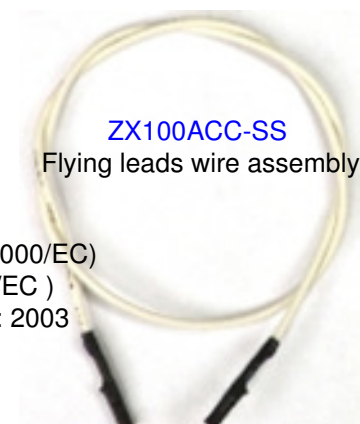
ALL ZEBAX TECHNOLOGIES DESIGN SPECIFICATIONS, DRAWINGS, PUBLICATIONS, AND OTHER DOCUMENTS (TOGETHER AND SEPARATELY, "MATERIALS") ARE BEING PROVIDED "AS IS." ZEBAX MAKES NO WARRANTIES, EXPRESSED, IMPLIED, STATUTORY, OR OTHERWISE WITH RESPECT TO THE MATERIALS, AND EXPRESSLY DISCLAIMS ALL IMPLIED WARRANTIES OF NO INFRINGEMENT, MERCHANTABILITY, AND FITNESS FOR A PARTICULAR PURPOSE.

Information furnished is believed to be accurate and reliable. However, Zebax Technologies assumes no responsibility for the consequences of use of such information or for any infringement of patents or other rights of third parties that may result from its use. Specifications mentioned in this publication are subject to change without notice. This publication replaces all other information previously supplied. Zebax Technologies products are not authorized as in life support devices or systems.

ZX140QSS-RK simplified cross section diagram





Note:
 Signal layers
 Ground layers, Please note – The GND test point is connector to:
 1- Top/Bottom GND fill
 2- The inner layers ground planes
 3- Samtec connector GND blade.



Compliance:

- ISO2001 certified
- RoHs - Lead Free
- EU RoHS2
- UL E111594 document
- ELV- Vehicle Directive (Directive 2000/EC)
- European Union Directive (203/11/EC)
- Halogen Free per IEC-61249-2.21 : 2003
- RoHs Directive 2011/65/EU
- WEEE Directive (2012/12/EU)

- Certificate of Compliance for Radioactive substances
- Certificate of Compliance for Asbestos
- Certificate of Compliance for Ozone Depleting Substances, ODS
- Certificate REACH SVHC
- Certificate of Compliance RoHS_EN_CoC



ZX140QSS-RK package includes:

Part number	Quantity	Description
ZX140QSS-RK	1	Samtec Breakout Adapter module
ZX100ACC-SS	0	Flying leads wire assembly

[ZX100ACC-SS site page](#) for ordering the flying leads wire assembly

Note - ALL ZEBAX products are RoHS compliant and Lead Free unless otherwise indicated.

ZEBAX TECHNOLOGIES SANTA CRUZ, CA U.S.A (831) 222-0717 WWW.ZEBAX.COM		
SPECIFIED DIMENSIONS ARE INCHES (MM). ROHS COMPLIANT	ASSEMBLY DRAWING ITEM: ZX140QSS-RK	
DESCRIPTION: In-system rackmount / low profile Samtec breakout adapter QSS-RK		
CHECKED: M. MARINA	DRAWN: MATTHEW	REVISION: 1.0 SHEET: 1 OF 1