

Product Name: ZX117HS8-CS50 Samtec Micro Tiger Eye™ Connector Saver Breakout Adapter SEM TEM – Page 1/2

Product Description: 50 pins × 2 rows (100-pin) Samtec Micro Tiger Eye™ Connector Saver / Breakout Adapter. The module provides both SEM and TEM connectors on a single connector saver board, with debug access points enabling a full-featured breakout adapter for test and measurement applications.

- 1- Each SEM signal is routed to corresponding TEM connector through a board to board via. Pin 1 of TEM is connected to pin 1 of SEM connector.
- 2- All signal traces are 0.3 in (7.6 mm) in length on both the top and bottom layers of the PCB.
- 3- All traces have 14mils (0.35mm) width, enabling soldering of any probe wires (36AWG solid copper – See package contents)
- 4- All signal traces are impedance-controlled to improve signal integrity.
- 5- Four layers PCB design with inner layers are dedicated as solid GND planes, directly connected to the GND test point.
- 6- A single accessible GND test point is provided and directly connected to the module GND planes.
- 7- Features an extended height TEM connector (0.275" – 7.0mm).
- 8- Designed for easy interfacing with single-ended and differential oscilloscope probes.
- 9- Users may reroute any signal by cutting the trace before the via and soldering to a new location or external test equipment.
- 10- Compatible with all heights and form factors of Samtec Micro Tiger Eye™ SEM, SEML, and TEM connector series.
- 11- The module is shipped with 12pc of probing wires (see package contents: ZX00BC2PH1).



Electrical:

Insertion loss -2dB @8GHz
Trace impedance: 50 Ω
Operating Temperature: -55°C to +125°C
Trace width: 14mils (0.35mm)
Trace to Trace Spacing: 17mils (0.43mm)
Trace Length: 0.3" (7.6mm)
Trace to Trace via: 30mils (0.8mm) from the end of PCB trace
PCB Clearance : 0.27" (7mm) from Host PCB (SEM on host)
Samtec Connector:
Onboard Connector: SEM-150 2rows per 50 pins/row
TEM-150 2rows per 50 pins/row
Mates with: Any Samtec SEM SEML TEM form factors
Pitch: 0.031" (0.80mm) pin to pin pitch
Plating: 10μ" (0.25μm) Gold on contact

36AWG Bare copper wire : 9mils (0.23mm) diameter

Application: Manufacturing test, loopback validation and re-use, pre-bringup, bringup, testing , debugging, design development emulation rerouting

Mates with : Compatible with **all** heights and form factors of Samtec Micro Tiger Eye™ connectors, including:
TEM150 (header), SEM150 and SEML150 (sockets) with 0.80 mm (0.0315") pitch.
Supports both Micro Tiger Eye™ sockets (SEM, SEML) and headers (TEM).
SEM-150-02-03.0-FG-D-A SEM-150-02-03.0-G-D-A SEM-150-02-03.0-H-D-A
TEM-150-02-03.0-FG-D-A TEM-150-02-03.0-G-D-A TEM-150-02-03.0-H-D-A
TEM-150-02-04.0-FG-D-A TEM-150-02-04.0-G-D-A TEM-150-02-04.0-H-D-A
TEM-150-02-07.0-FG-D-A TEM-150-02-07.0-G-D-A TEM-150-02-07.0-H-D-A
SEML-150-02-03.0-FG-D-A SEML-150-02-03.0-G-D-A SEML-150-02-03.0-H-D-A

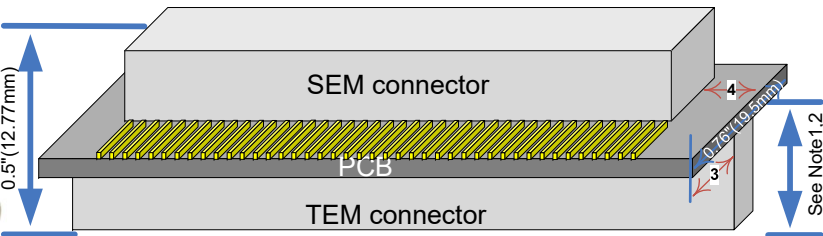

Pitch: Samtec SEM TEM connector (0.80mm) 0.315" pitch.
Micro Tiger Eye Socket (SEM, SEML) & Header (TEM).

Additional details are provided on Page 2.

Notice

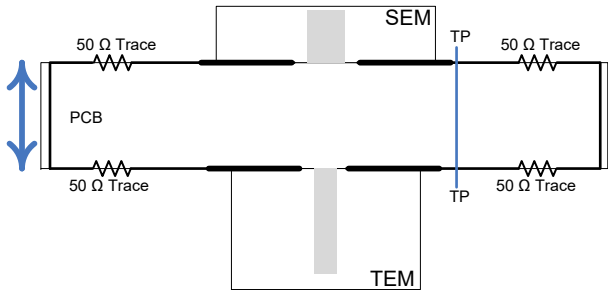
ALL ZEBAX TECHNOLOGIES DESIGN SPECIFICATIONS, DRAWINGS, PUBLICATIONS, AND OTHER DOCUMENTS (TOGETHER AND SEPARATELY, "MATERIALS") ARE BEING PROVIDED "AS IS." ZEBAX MAKES NO WARRANTIES, EXPRESSED, IMPLIED, STATUTORY, OR OTHERWISE WITH RESPECT TO THE MATERIALS, AND EXPRESSLY DISCLAIMS ALL IMPLIED WARRANTIES OF NO INFRINGEMENT, MERCHANTABILITY, AND FITNESS FOR A PARTICULAR PURPOSE.

Information furnished is believed to be accurate and reliable. However, Zebax Technologies assumes no responsibility for the consequences of use of such information or for any infringement of patents or other rights of third parties that may result from its use. Specifications mentioned in this publication are subject to change without notice. This publication replaces all other information previously supplied. Zebax Technologies products are not authorized as in life support devices or systems.



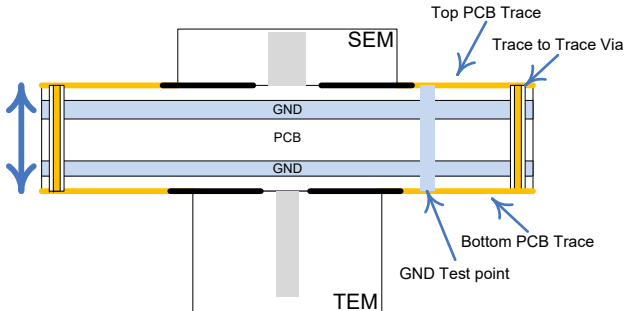
- Notes:
- 1- TEM height 0.26" (6.61mm)
 - 2- Mated TEM – SEM height 0.27" (7.0mm)
 - 3- PCB Extends 0.3" (7.6mm) from the TEM connector
 - 4- SEM connector spacing from edge of PCB 0.11" (2.8mm)
 - 5- TEM connector (Header , Plug) is flushed with PCB
 - 6- ZX117HS8-10 width 0.76"(19.5mm)

ZX117HS8-CS50- Simplified Circuit Diagram




All traces are controlled to 50 Ω impedance
TP (GND Test Point) is directly connected to inner PCB GND planes, as well as the top and bottom GND fills and GND stitching vias

ZX117HS8-CS50 Cross section view



4 Layer PCB design with two dedicated ground planes
TP (GND Test Point) is directly connected to inner PCB GND planes, as well as the top and bottom GND fills and GND stitching vias



ZX117HS8-CS50 - Package Contents:

Part number	Quantity	Description
ZX117HS8-CS50	1	Connector Saver Breakout Adapter module
ZX00BC2PH1	12	36AWG Bare Copper wire to pin header wire assembly

Note

ALL ZEBAX products are **RoHS** compliant and **Lead Free** unless otherwise indicated.

ZEBAX TECHNOLOGIES
SANTA CRUZ, CA U.S.A CONTACT@ZEBAX.COM
WWW.ZEBAX.COM

SPECIFIED DIMENSIONS ARE INCHES (MM). ROHS COMPLIANT	ASSEMBLY DRAWING ITEM: ZX117HS8-CS50
--	---

DESCRIPTION: Samtec Connector Saver Breakout Adapter SEM TEM 50 pins/row 100 pins

CHECKED: M. MARINA

DRAWN: SONYA

REVISION: 1.0
SHEET: 1 OF 2

Product Name: ZX117HS8-CS50 Samtec Micro Tiger Eye™ Connector Saver Breakout Adapter SEM TEM – Page 2/2

- Access:**
- For signal measurements: 1- Recommended method: Use 36AWG solid copper wire with pin header, See ordering information, ZX00BC2PH1
- For signal relocation: 1- Cut the trace to the connecting via (30 mils [0.8mm] before end of the trace)
2- Using 36AWG solid copper wire, make the required connections. See Figure 1.

Typical Application: The ZX117HS8-CS50 is designed for test and debugging at the full connector bandwidth. It introduces a flexible approach to breakout adapter usage by:

1- Supporting single-ended or differential oscilloscope probes.
2- Enabling design modifications or signal re-assignment: any signal can be cut and redirected to a new location using jumper wires.

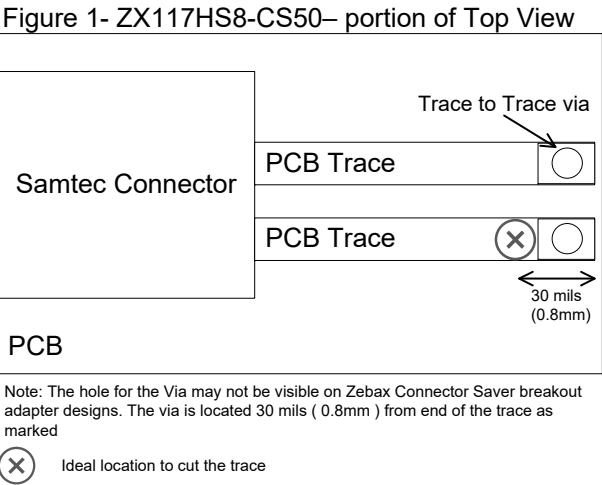
Scope Probe wire Installation:

- 1- It is recommended to keep the probe wire length at 0.5" (1.2cm).
2- To avoid ground loop issues, use the shortest possible ground probe wire connected to the nearest ground reference. The ZX117HS8-CS50 provides one GND test point for this purpose.
3- Both Keysight as well as Tektronix offer variety of single ended and differential probes along with accessories, below are few probes from each vendor:
- a) Keysight differential probe or similar N2795A, N2796A, 1168V, 1134B along with E2677B differential Solder-in probe, N5426A ZIF Tip, N2884A Fine Wire ZIF Tip and more – See the figure “Probe Head Accessories”.
b) Tektronix offers several single-ended and differential probes such as : P6245, P6248, P6247, P6246 or any of TDP7000 series and more
- 4- Follow your vendor's guideline in installation of probe wires & accessories.

Signal Access & re-route:

Any signal re-routing on the ZX117HS8-CS50 can be implemented by cutting the trace at a minimum of 30 mils (0.8 mm) from the end of the trace on either the top or bottom PCB layer. The inner connecting via at end of the trace connects the top layer signal trace to the bottom layer signal trace. The **inner connecting via may not be visible** on most of our design. The via has a clearance of 30mils (0.8mm) from the end of the trace.

ZX117HS8-CS50 module uses 4 layer PCB, where the inner layers are dedicated ground planes. These are connected to the ground stitching vias and accessible through the GND test point. Refer to the Cross Section View (Page 1) for mores details.




Notice

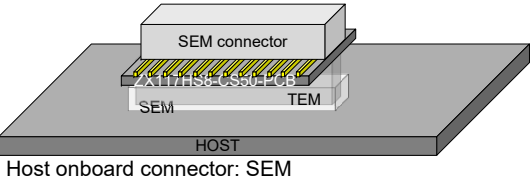
ALL ZEBAX TECHNOLOGIES DESIGN SPECIFICATIONS, DRAWINGS, PUBLICATIONS, AND OTHER DOCUMENTS (TOGETHER AND SEPARATELY, "MATERIALS") ARE BEING PROVIDED "AS IS." ZEBAX MAKES NO WARRANTIES, EXPRESSED, IMPLIED, STATUTORY, OR OTHERWISE WITH RESPECT TO THE MATERIALS, AND EXPRESSLY DISCLAIMS ALL IMPLIED WARRANTIES OF NO INFRINGEMENT, MERCHANTABILITY, AND FITNESS FOR A PARTICULAR PURPOSE.

Information furnished is believed to be accurate and reliable. However, Zebax Technologies assumes no responsibility for the consequences of use of such information or for any infringement of patents or other rights of third parties that may result from its use. Specifications mentioned in this publication are subject to change without notice. This publication replaces all other information previously supplied. Zebax Technologies products are not authorized as in life support devices or systems.

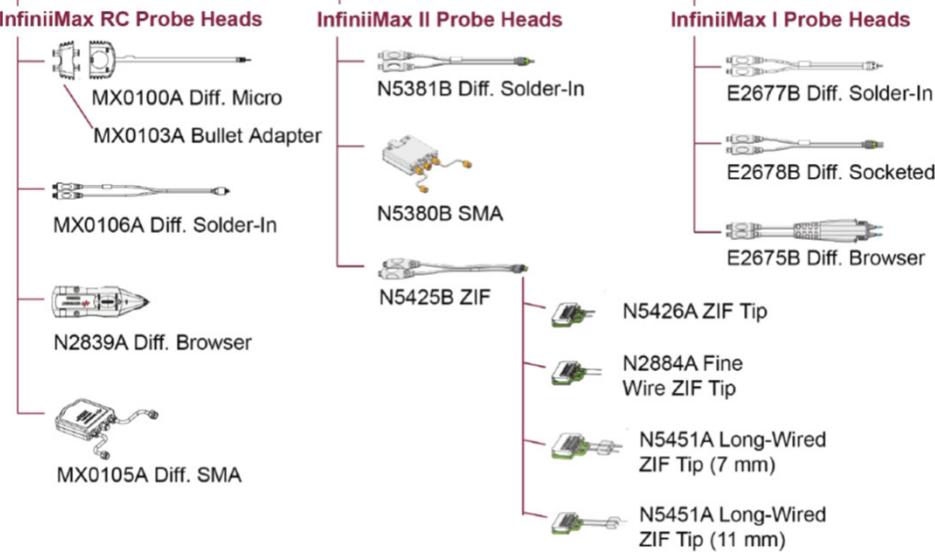
ZX117HS8-CS50 Bottom View



Typical ZX117HS8-CS50 interface with host



Keysight Probe Head assessories



Note
ALL ZEBAX products are RoHS compliant and Lead Free unless otherwise indicated.

ZEBAX TECHNOLOGIES		
SANTA CRUZ, CA U.S.A CONTACT@ZEBAX.COM		
WWW.ZEBAX.COM		
SPECIFIED DIMENSIONS ARE INCHES (MM). ROHS COMPLIANT		ASSEMBLY DRAWING
		ITEM: ZX117HS8-CS50
DESCRIPTION:		Samtec Connector Saver Breakout Adapter SEM TEM 50 pins/row 100 pins
CHECKED:	DRAWN:	REVISION: 1.0
M. MARINA	SONYA	SHEET: 2 OF 2