

**Product Name:** ZX114ER5-xxPS Samtec ERM5 Edge Rate rugged Breakout Adapter

**Product Description:** ZX114ER5-xxPS is Samtec ERM5 connector breakout adapter. It is collection of 8 modules. ZX114ER5-xxPS is designed for real-time electrical test and measurements, signal integrity , characterization, manufacturing loopback test applications.

ZX114ER5-xxPS is commonly used throughout this document. It is referred to the ZX114ER5-xxPS module where the “xx” will be one of the ERM5 connector series as listed in the *Ordering Information* section

**ZX114ER5-xxPS features:**

- 1- Provides access to all Samtec ERM5 signals via onboard Shunts, accessible on both sides of PCB for easy probe access.
- 2- Shunts are accessible from both sides of PCB. They are standard 0402 SMD footprint package size.
- 4- Listed number adjacent to each Shunts represent the associated Samtec ERM5 connector pin number.
- 5- All traces are 50 Ohms impedance controlled with exceptional signal integrity & crosstalk.
- 6- Four layers PCB design, inner layers are GND planes.
- 7- Dedicated GND reference test points, interfacing with two inner GND planes.
- 8- **Mates** with any height and formfactor Samtec ERF5 edge rate rugged high speed connector formfactor.
- 9- The module is shipped with 12pc of probing wires – See ordering information, see [ZX00BC2PH1](#)
- 10- Ease of interface with single channel and differential scope probes.



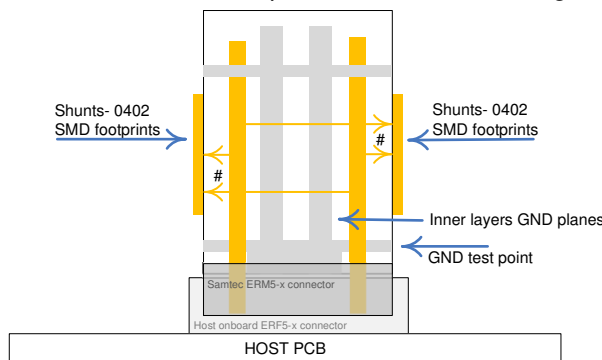
**Electrical:**  
 Insertion loss > -2dB @3GHz  
 Trace impedance: 50 Ω  
 Operating Temperature: -55°C to +125°C  
 Samtec Connector:  
 Onboard Connector: ERM5-xxx 2rows per xx , where xx is 10 .. 75 pins/row  
 ERF5-xxx 2rows per xx , where xx is 10 .. 75 pins/row  
 Mates with: Any Samtec ERF5 formfactor  
 Pitch: 0.020" ( 0.50mm ) pin to pin pitch  
 Plating: 10μ" ( 0.25μm )  
 Shunt:  
 Package: Standard 0402 SMD package

**Application:** Bringup, testing, emulation, development, modular design evaluations, manufacturing loopback

**Mates with :** Any height and formfactor Samtec ERF5 edge rate connector series.  
 Mates with ERF5 connector series :  
 1- Latching , -L  
 2- Extended Guide Post Shield, -EGPS.  
 3- Extended Guide Post, -EGP.  
 4- Extended Guide Post Shield, -DSS.  
 5- ERCD and ERDP micro and twinax cable assembly

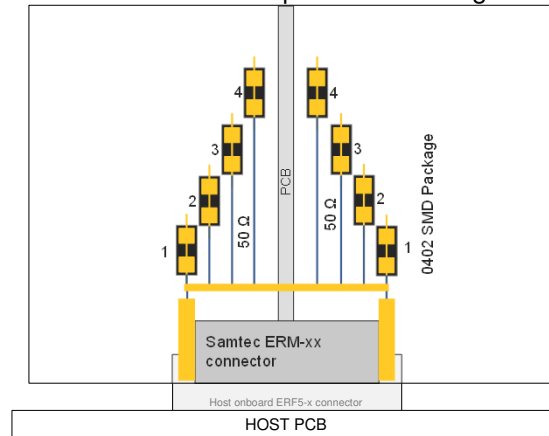
**Breakout Access :** All ZX114ER5-xxPS breakout adapters provide access to ALL Samtec ERM5 connector via onboard Shunts. All the signals are accessible on top & bottom layers of the module. Please refer to the simplified circuit diagram for details.

ZX114ER5-xxPS simplified cross section diagram



Note:  
 Ground layers, Please note – The GND test point is connector to:  
 1- Top/Bottom GND fill  
 2- The inner layers ground planes  
 Shunts & signal routing  
 1- Shunts are standard 0402 SMD package size  
 2- Shunts are available on both sides of ZX114ER5-xxPS module, making ALL Samtec connector signals accessible on both top and bottom sides of the module.  
 ERM5-xx is designed in on ZX114ER5-xxPS which plugs into any Samtec ERF5 form factor connector series.  
 # ERM5-xx signals path to Shunts.

ZX114ER5-xxPS simplified circuit diagram

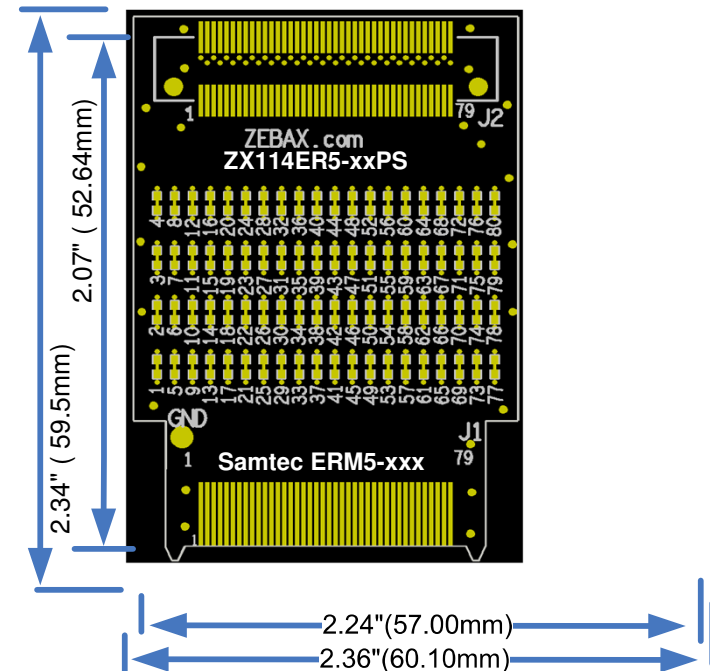


Note: 1- Shunts are standard 0402 SMD package size  
 2- Shunts are available on both sides of ZX114ER5-xxPS module, making ALL Samtec connector signals accessible on both top and bottom sides of the module.  
 3- Listed number adjacent to each Shunts represent the associated Samtec ERM5 connector pin number.

**Compliance:**

- ISO2001 certified
- RoHs - Lead Free
- EU RoHS2
- UL E11594 document
- ELV- Vehicle Directive ( Directive 2000/EC)
- European Union Directive ( 203/11/EC )
- Halogen Free per IEC-61249-2.21 : 2003
- RoHs Directive 2011/65/EU
- WEEE Directive ( 2012/12/EU)

- Certificate of Compliance for Radioactive substances
- Certificate of Compliance for Asbestos
- Certificate of Compliance for Ozone Depleting Substances, ODS
- Certificate REACH SVHC
- Certificate of Compliance RoHS\_EN\_CoC



**PLEASE NOTE –** Pictures on document are placeholders along with dimensions. This document will be updated in 10 days.

**Ordering Information:**

Part number	Mates with	Description
ZX114ER5-10PS	ERM5-010 ERF5-010	2 rows x 10 pins/row breakout adapter
ZX114ER5-20PS	ERM5-020 ERF5-020	2 rows x 20 pins/row breakout adapter
ZX114ER5-30PS	ERM5-030 ERF5-030	2 rows x 30 pins/row breakout adapter
ZX114ER5-40PS	ERM5-040 ERF5-040	2 rows x 40 pins/row breakout adapter
ZX114ER5-50PS	ERM5-050 ERF5-050	2 rows x 50 pins/row breakout adapter
ZX114ER5-60PS	ERM5-060 ERF5-060	2 rows x 60 pins/row breakout adapter
ZX114ER5-70PS	ERM5-070 ERF5-070	2 rows x 70 pins/row breakout adapter
ZX114ER5-75PS	ERM5-075 ERF5-075	2 rows x 75 pins/row breakout adapter

Ordering any of ZX114ER5-xxPS includes one package of ZX00BC2PH1.

[ZX00BC2PH1](#) 12 pieces of 36AWG Bare Copper wire to pin header wire assembly

[ZX100ACC-SS site page](#) for ordering additional flying leads wire assembly

Note  
 ALL ZEBAX products are RoHS compliant and Lead Free unless otherwise indicated.

**ZEBAX TECHNOLOGIES**  
 SANTA CRUZ, CA U.S.A (831) 222-0717  
 WWW.ZEBAX.COM

SPECIFIED DIMENSIONS ARE INCHES (MM). ROHS COMPLIANT	ASSEMBLY DRAWING	
	ITEM: ZX114ER5-xxPS	
DESCRIPTION: Samtec Edge Rate rugged high speed connector Breakout Adapter		
CHECKED: M. MARINA	DRAWN: MATTHEW	REVISION: 1.0 SHEET: 1 OF 7

**Notice**

ALL ZEBAX TECHNOLOGIES DESIGN SPECIFICATIONS, DRAWINGS, PUBLICATIONS, AND OTHER DOCUMENTS (TOGETHER AND SEPARATELY, "MATERIALS") ARE BEING PROVIDED "AS IS." ZEBAX MAKES NO WARRANTIES, EXPRESSED, IMPLIED, STATUTORY, OR OTHERWISE WITH RESPECT TO THE MATERIALS, AND EXPRESSLY DISCLAIMS ALL IMPLIED WARRANTIES OF NO INFRINGEMENT, MERCHANTABILITY, AND FITNESS FOR A PARTICULAR PURPOSE.

Information furnished is believed to be accurate and reliable. However, Zebax Technologies assumes no responsibility for the consequences of use of such information or for any infringement of patents or other rights of third parties that may result from its use. Specifications mentioned in this publication are subject to change without notice. This publication replaces all other information previously supplied. Zebax Technologies products are not authorized as in life support devices or systems.

**Product Name:** ZX114ER5-xxPS Samtec ERM5 Edge Rate rugged Breakout Adapter

**Signal Access & re-route:** Re-routing any signal on ZX114ER5-xxPS is implemented by cutting inner-connecting Shunt's trace and redirect to the new signal or test equipment.


**Ground :** ZX114ER5-xxPS is 4 layers PCB design where the inner layers are Ground layers. They are connected to the GND test point as well as top & bottom GND fills. For improved signal integrity, please connect the GND test point to system GND reference point. See Cross Section diagram for details.

**ZX114ER5-xxPS part numbers :** ZX114ER5-xxPS is offered in 8 different models, supporting each ERM5 connector size. Below are each part number with associated mechanical diagram.


**Typical Application:** ZX114ER5-xxPS is designed for purpose of test and debugging at full connector's bandwidth. It provides new approach in usage of breakout adapters by :

- 1- Utilizing single or differential scope probe.
- 2-Enabling design changes, by re-assignment of any signal by means of cut and solder, where any signal may be cut and assigned to new location by jumper wires.
- 3- Building specific loopback test for validation or manufacturing needs.

**Scope Probe wire Installation:**

- 1- It is recommended to keep the probe wire length at 0.5" ( 1.2cm ) long.
- 2- Zebax provided ZX00BC2PH1 , ( 36AWG Pass Connector wire to pin header wire assembly ) is an ideal probing wire solution where the header fits into any single ended or differential probe. 
- 2- In order to avoid ground loop problems, please use the shortest Ground probe wire interfacing to the nearest GND reference point. ZX114ER5xxP provides GND test point to be utilized as GND reference interface with host.

**ZX114ER5-10PS** – Two rows x 10 pins per row ERM5 breakout adapter , supporting ERM5-010 Samtec Edge Rate rugged connectors



Notice

ALL ZEBAX TECHNOLOGIES DESIGN SPECIFICATIONS, DRAWINGS, PUBLICATIONS, AND OTHER DOCUMENTS (TOGETHER AND SEPARATELY, "MATERIALS") ARE BEING PROVIDED "AS IS." ZEBAX MAKES NO WARRANTIES, EXPRESSED, IMPLIED, STATUTORY, OR OTHERWISE WITH RESPECT TO THE MATERIALS, AND EXPRESSLY DISCLAIMS ALL IMPLIED WARRANTIES OF NO INFRINGEMENT, MERCHANTABILITY, AND FITNESS FOR A PARTICULAR PURPOSE.


Information furnished is believed to be accurate and reliable. However, Zebax Technologies assumes no responsibility for the consequences of use of such information or for any infringement of patents or other rights of third parties that may result from its use. Specifications mentioned in this publication are subject to change without notice. This publication replaces all other information previously supplied. Zebax Technologies products are not authorized as in life support devices or systems.

Note  
ALL ZEBAX products are RoHS compliant and Lead Free unless otherwise indicated.


<b>ZEBAX TECHNOLOGIES</b> SANTA CRUZ, CA U.S.A ( 831 ) 2 2 2 - 0717 WWW.ZEBAX.COM		
SPECIFIED DIMENSIONS ARE INCHES (MM). ROHS COMPLIANT	ASSEMBLY DRAWING	
	ITEM: ZX114ER5-xxPS	
DESCRIPTION: Samtec Edge Rate rugged high speed connector Breakout Adapter		
CHECKED: M. MARINA	DRAWN: MATTHEW	REVISION: 1.0 SHEET: 2 OF 7

**Product Name: ZX114ER5-xxPS Samtec ERM5 Edge Rate rugged Breakout Adapter**

**ZX114ER5-20PSS** - Two rows x 20 pins per row ERM5 breakout adapter , supporting ERM5-020 Samtec Edge Rate rugged connectors



**ZX114ER5-30PS** - Two rows x 30 pins per row ERM5 breakout adapter , supporting ERM5-030 Samtec Edge Rate rugged connectors



**Note**  
ALL ZEBAX products are RoHS compliant and Lead Free unless otherwise indicated.


<b>ZEBAX TECHNOLOGIES</b> SANTA CRUZ, CA U.S.A (831) 2 2 2 - 0717 WWW.ZEBAX.COM		
SPECIFIED DIMENSIONS ARE INCHES (MM). ROHS COMPLIANT	ASSEMBLY DRAWING	
	ITEM: ZX114ER5-xxPS	
DESCRIPTION: <b>Samtec Edge Rate rugged high speed connector Breakout Adapter</b>		
CHECKED: M. MARINA	DRAWN: MATTHEW	REVISION: 1.0 SHEET: 3 OF 7

**Notice**  
ALL ZEBAX TECHNOLOGIES DESIGN SPECIFICATIONS, DRAWINGS, PUBLICATIONS, AND OTHER DOCUMENTS (TOGETHER AND SEPARATELY, "MATERIALS") ARE BEING PROVIDED "AS IS." ZEBAX MAKES NO WARRANTIES, EXPRESSED, IMPLIED, STATUTORY, OR OTHERWISE WITH RESPECT TO THE MATERIALS, AND EXPRESSLY DISCLAIMS ALL IMPLIED WARRANTIES OF NO INFRINGEMENT, MERCHANTABILITY, AND FITNESS FOR A PARTICULAR PURPOSE.


Information furnished is believed to be accurate and reliable. However, Zebax Technologies assumes no responsibility for the consequences of use of such information or for any infringement of patents or other rights of third parties that may result from its use. Specifications mentioned in this publication are subject to change without notice. This publication replaces all other information previously supplied. Zebax Technologies products are not authorized as in life support devices or systems.

**Product Name: ZX114ER5-xxPS Samtec ERM5 Edge Rate rugged Breakout Adapter**

**ZX114ER5-30PS** - Two rows x 30 pins per row ERM5 breakout adapter , supporting ERM5-030 Samtec Edge Rate rugged connectors



**ZX114ER5-40PS** - Two rows x 40 pins per row ERM5 breakout adapter , supporting ERM5-040 Samtec Edge Rate rugged connectors



**Note**  
ALL ZEBAX products are RoHS compliant and Lead Free unless otherwise indicated.


<b>ZEBAX TECHNOLOGIES</b> SANTA CRUZ, CA U.S.A (831) 2 2 2 - 0717 WWW.ZEBAX.COM		
SPECIFIED DIMENSIONS ARE INCHES (MM). ROHS COMPLIANT	ASSEMBLY DRAWING	
	ITEM: ZX114ER5-xxPS	
DESCRIPTION: Samtec Edge Rate rugged high speed connector Breakout Adapter		
CHECKED: M. MARINA	DRAWN: MATTHEW	REVISION: 1.0 SHEET: 4 OF 7

**Notice**  
ALL ZEBAX TECHNOLOGIES DESIGN SPECIFICATIONS, DRAWINGS, PUBLICATIONS, AND OTHER DOCUMENTS (TOGETHER AND SEPARATELY, "MATERIALS") ARE BEING PROVIDED "AS IS." ZEBAX MAKES NO WARRANTIES, EXPRESSED, IMPLIED, STATUTORY, OR OTHERWISE WITH RESPECT TO THE MATERIALS, AND EXPRESSLY DISCLAIMS ALL IMPLIED WARRANTIES OF NO INFRINGEMENT, MERCHANTABILITY, AND FITNESS FOR A PARTICULAR PURPOSE.


Information furnished is believed to be accurate and reliable. However, Zebax Technologies assumes no responsibility for the consequences of use of such information or for any infringement of patents or other rights of third parties that may result from its use. Specifications mentioned in this publication are subject to change without notice. This publication replaces all other information previously supplied. Zebax Technologies products are not authorized as in life support devices or systems.

**Product Name: ZX114ER5-xxPS Samtec ERM5 Edge Rate rugged Breakout Adapter**

**ZX114ER5-40PS** - Two rows x 40 pins per row ERM5 breakout adapter , supporting ERM5-040 Samtec Edge Rate rugged connectors



**ZX114ER5-50PS** - Two rows x 50 pins per row ERM5 breakout adapter , supporting ERM5-050 Samtec Edge Rate rugged connectors



**Note**  
ALL ZEBAX products are RoHS compliant and Lead Free unless otherwise indicated.


<b>ZEBAX TECHNOLOGIES</b>		
SANTA CRUZ, CA U.S.A (831) 2 2 2 - 0717		
WWW.ZEBAX.COM		
SPECIFIED DIMENSIONS ARE INCHES (MM). ROHS COMPLIANT	ASSEMBLY DRAWING	
	ITEM: ZX114ER5-xxPS	
DESCRIPTION: Samtec Edge Rate rugged high speed connector Breakout Adapter		
CHECKED: M. MARINA	DRAWN: MATTHEW	REVISION: 1.0 SHEET: 5 OF 7

**Notice**  
ALL ZEBAX TECHNOLOGIES DESIGN SPECIFICATIONS, DRAWINGS, PUBLICATIONS, AND OTHER DOCUMENTS (TOGETHER AND SEPARATELY, "MATERIALS") ARE BEING PROVIDED "AS IS." ZEBAX MAKES NO WARRANTIES, EXPRESSED, IMPLIED, STATUTORY, OR OTHERWISE WITH RESPECT TO THE MATERIALS, AND EXPRESSLY DISCLAIMS ALL IMPLIED WARRANTIES OF NO INFRINGEMENT, MERCHANTABILITY, AND FITNESS FOR A PARTICULAR PURPOSE.


Information furnished is believed to be accurate and reliable. However, Zebax Technologies assumes no responsibility for the consequences of use of such information or for any infringement of patents or other rights of third parties that may result from its use. Specifications mentioned in this publication are subject to change without notice. This publication replaces all other information previously supplied. Zebax Technologies products are not authorized as in life support devices or systems.

**Product Name: ZX114ER5-xxPS Samtec ERM5 Edge Rate rugged Breakout Adapter**

**ZX114ER5-60PS** - Two rows x 60 pins per row ERM5 breakout adapter , supporting ERM5-060 Samtec Edge Rate rugged connectors



**ZX114ER5-70PS** - Two rows x 70 pins per row ERM5 breakout adapter , supporting ERM5-070 Samtec Edge Rate rugged connectors



**Note**  
ALL ZEBAX products are RoHS compliant and Lead Free unless otherwise indicated.


<b>ZEBAX TECHNOLOGIES</b>		
SANTA CRUZ, CA U.S.A (831) 2 2 2 - 0717		
WWW.ZEBAX.COM		
SPECIFIED DIMENSIONS ARE INCHES (MM). ROHS COMPLIANT	ASSEMBLY DRAWING	
	ITEM: ZX114ER5-xxPS	
DESCRIPTION: Samtec Edge Rate rugged high speed connector Breakout Adapter		
CHECKED: M. MARINA	DRAWN: MATTHEW	REVISION: 1.0 SHEET: 6 OF 7

**Notice**  
ALL ZEBAX TECHNOLOGIES DESIGN SPECIFICATIONS, DRAWINGS, PUBLICATIONS, AND OTHER DOCUMENTS (TOGETHER AND SEPARATELY, "MATERIALS") ARE BEING PROVIDED "AS IS." ZEBAX MAKES NO WARRANTIES, EXPRESSED, IMPLIED, STATUTORY, OR OTHERWISE WITH RESPECT TO THE MATERIALS, AND EXPRESSLY DISCLAIMS ALL IMPLIED WARRANTIES OF NO INFRINGEMENT, MERCHANTABILITY, AND FITNESS FOR A PARTICULAR PURPOSE.

Information furnished is believed to be accurate and reliable. However, Zebax Technologies assumes no responsibility for the consequences of use of such information or for any infringement of patents or other rights of third parties that may result from its use. Specifications mentioned in this publication are subject to change without notice. This publication replaces all other information previously supplied. Zebax Technologies products are not authorized as in life support devices or systems.

**Product Name: ZX114ER5-xxPS Samtec ERM5 Edge Rate rugged Breakout Adapter**

**ZX114ER5-75PS** - Two rows x 75 pins per row ERM5 breakout adapter , supporting ERM5-075 Samtec Edge Rate rugged connectors



**Note**

ALL ZEBAX products are **RoHS** compliant and **Lead Free** unless otherwise indicated.

<b>ZEBAX TECHNOLOGIES</b>		
SANTA CRUZ, CA U.S.A (831) 222-0717		
WWW.ZEBAX.COM		
SPECIFIED DIMENSIONS ARE INCHES (MM). ROHS COMPLIANT	ASSEMBLY DRAWING	
	ITEM: ZX114ER5-xxPS	
<b>DESCRIPTION: Samtec Edge Rate rugged high speed connector Breakout Adapter</b>		
CHECKED: M. MARINA	DRAWN: MATTHEW	REVISION: 1.0
		SHEET: 7 OF 7

**Notice**

ALL ZEBAX TECHNOLOGIES DESIGN SPECIFICATIONS, DRAWINGS, PUBLICATIONS, AND OTHER DOCUMENTS (TOGETHER AND SEPARATELY, "MATERIALS") ARE BEING PROVIDED "AS IS." ZEBAX MAKES NO WARRANTIES, EXPRESSED, IMPLIED, STATUTORY, OR OTHERWISE WITH RESPECT TO THE MATERIALS, AND EXPRESSLY DISCLAIMS ALL IMPLIED WARRANTIES OF NO INFRINGEMENT, MERCHANTABILITY, AND FITNESS FOR A PARTICULAR PURPOSE.

Information furnished is believed to be accurate and reliable. However, Zebax Technologies assumes no responsibility for the consequences of use of such information or for any infringement of patents or other rights of third parties that may result from its use. Specifications mentioned in this publication are subject to change without notice. This publication replaces all other information previously supplied. Zebax Technologies products are not authorized as in life support devices or systems.