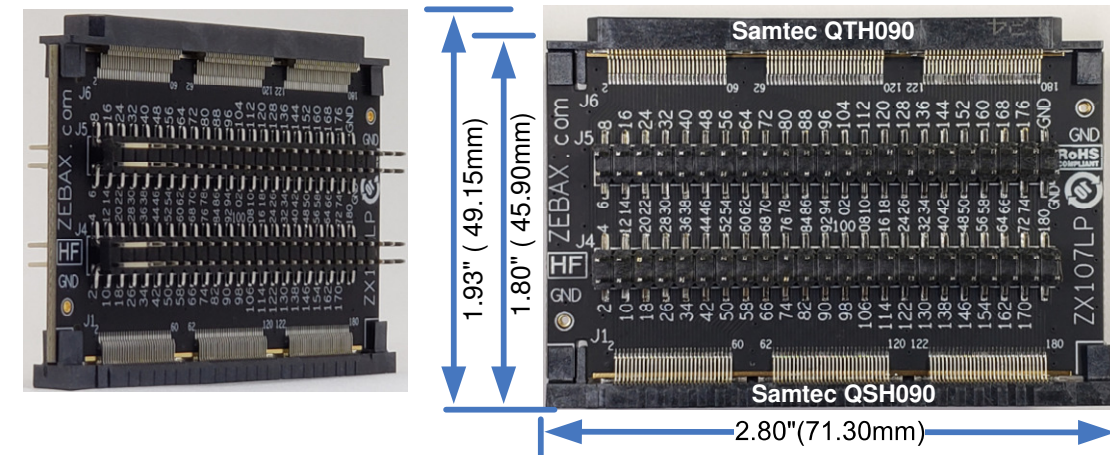


Product Name: ZX107LP Samtec Breakout Adapter HSMC QSH QTH 090

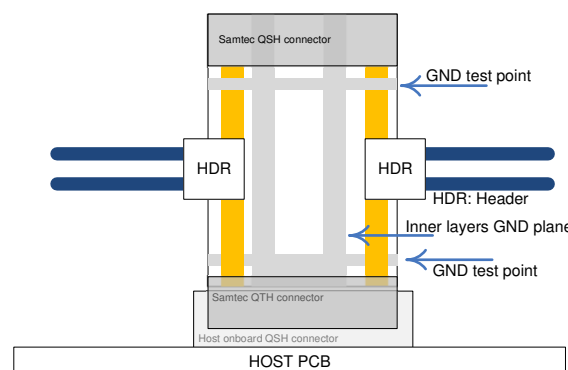
Product Description: 90pins per row x 2 rows --> 180 pins Samtec breakout adapter designed for test and measurement applications; servers or networking systems. ZX107LP has onboard QTH-090 and QSH-090 Samtec connectors, mating with QSH-090 and QTH-090 connector series.

- 1- Passthrough design where pin 1 of the QTH plug (header) is connected to pin 1 of QSH socket (receptacle).
- 2- Each QTH-090 connector's signal is routed to onboard QSH-090 connector via onboard headers.
- 3- Listed number adjacent to each header pin represents the associated Samtec QTH-QSH pin number.
- 4- All traces are 50 Ohms impedance controlled.
- 5- Four layers PCB design, inner layers are GND planes.
- 6- Two accessible GND test points, The test points are connected to module's GND planes and direct interface to the connector GND blades (tabs).
- 7- Offering low profile design tailored for space constraint test & measurement applications.
- 8- Ease of interface with single channel and differential scope probes.
- 9- Fully compatible with Single Ended , -D, and Differential Pair, -DP, Samtec connector QSH QTH series as well as cable assemblies; HQCD , HQDP
- 10- Mates with any height and form factor QSH-090 QTH-090 connectors series such as -D -DP, -RA, -EM configurations.
- 11- Flying lead wire assembly may be used for board to board interface – See ordering information – ZX100ACC-SS.

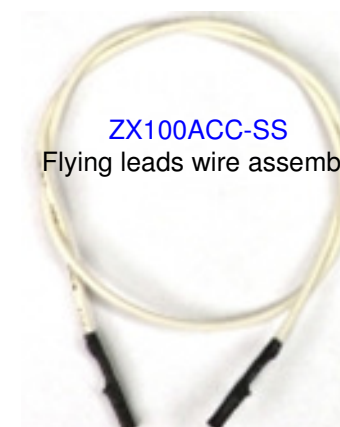


Electrical:
 Insertion loss > -2dB @3GHz
 Trace impedance: 50 Ω
 Operating Temperature: -55°C to +125°C
 Samtec Connector:
 Onboard Connector: QTH-090-xx 2rows x 90 pins/row
 QSH-090-xx 2rows x 90 pins/row
 Mates with: Any QSH-090-xx and QTH-090-xx formfactor
 Pitch: 0.0197" (0.50mm) pin to pin pitch
 Plating: Gold Flash
 Header:
 Pitch: 0.1" (2.54mm) pin to pin pitch
 Pin: Square 0.025" (0.635mm)
 Height: 0.24" (6mm)
 Plating: Gold Flash

ZX107LP simplified cross section diagram



Note:
 ■ Signal layers
 ■ Ground layers, Please note – The GND test point is connector to:
 1- Top/Bottom GND fill
 2- The inner layers ground planes
 3- Samtec connectors' GND blade.



Application: Bringup, testing, emulation, development, modular design evaluations

Mates with : Samtec QTH090 QSH090 QTH090(DP) QSH090(DP) - HFHM2 HQCD, HQDP
 Compatible with – differential Pair (DP), unused signal can be left unconnected or grounded for improved noise immunity. Fully compatible with Altera Cyclone Development, supporting Altera High Speed Mezzanine HSMC interface ASP-122953-01 ASP-122952-01

Signal assignments: Table below lists the assigned Samtec pin numbers associated with the headers.

ZX107LP - Samtec Breakout adapter QSH QTH090 pin configuration - J1: QSH090 J6: QTH090																									
Bottom	Headers	J3	GND	176	168	160	152	144	136	128	120	112	104	96	88	80	72	64	56	48	40	16	8	16	8
		J2	GND	174	166	158	150	142	134	126	118	110	102	94	86	78	70	62	54	46	38	14	6	14	6
Top	Headers	J5	7	15	23	31	39	47	55	63	71	79	87	95	103	111	119	127	135	143	151	159	167	175	GND
		J4	5	13	21	29	37	45	53	61	69	77	85	93	101	109	117	125	133	141	149	157	165	173	GND
		J4	3	11	19	27	35	43	51	59	67	75	83	91	99	107	115	123	131	139	147	155	163	171	179
		J3	1	9	17	25	33	41	49	57	65	73	81	89	97	105	113	121	129	137	145	153	161	169	177

Header pin numbers refer to the SAMTEC QSH /QTH connectors pin number

Notice

ALL ZEBAX TECHNOLOGIES DESIGN SPECIFICATIONS, DRAWINGS, PUBLICATIONS, AND OTHER DOCUMENTS (TOGETHER AND SEPARATELY, "MATERIALS") ARE BEING PROVIDED "AS IS." ZEBAX MAKES NO WARRANTIES, EXPRESSED, IMPLIED, STATUTORY, OR OTHERWISE WITH RESPECT TO THE MATERIALS, AND EXPRESSLY DISCLAIMS ALL IMPLIED WARRANTIES OF NO INFRINGEMENT, MERCHANTABILITY, AND FITNESS FOR A PARTICULAR PURPOSE.

Information furnished is believed to be accurate and reliable. However, Zebax Technologies assumes no responsibility for the consequences of use of such information or for any infringement of patents or other rights of third parties that may result from its use. Specifications mentioned in this publication are subject to change without notice. This publication replaces all other information previously supplied. Zebax Technologies products are not authorized as in life support devices or systems.

Compliance:

- ISO2001 certified
- RoHs - Lead Free
- EU RoHS2
- UL E111594 document
- ELV- Vehicle Directive (Directive 2000/EC)
- European Union Directive (203/11/EC)
- Halogen Free per IEC-61249-2.21 : 2003
- RoHs Directive 2011/65/EU
- WEEE Directive (2012/12/EU)

- Certificate of Compliance for Radioactive substances
- Certificate of Compliance for Asbestos
- Certificate of Compliance for Ozone Depleting Substances, ODS
- Certificate REACH SVHC
- Certificate of Compliance RoHS_EN_CoC

ZX107LP package includes:

Part number	Quantity	Description
ZX107LP	1	Samtec Breakout Adapter module
ZX100ACC-SS	0	Flying leads wire assembly

[ZX100ACC-SS site page](#) for ordering the flying leads wire assembly

Note - ALL ZEBAX products are RoHS compliant and Lead Free unless otherwise indicated.

ZEBAX TECHNOLOGIES		
SANTA CRUZ, CA U.S.A (831) 222-0717		
WWW.ZEBAX.COM		
SPECIFIED DIMENSIONS ARE INCHES (MM). ROHS COMPLIANT	ASSEMBLY DRAWING	
	ITEM: ZX107LP	
DESCRIPTION: Samtec Breakout Adapter QSH 090 QTH 090 HSMC low profile		
CHECKED: M. MARINA	DRAWN: SLAVIK	REVISION: 1.0
		SHEET: 1 OF 1