

Product Name: ZXJS1173xx 1.5mm Pitch cable assembly for EDID interface of HDMI / DP test board

Product Description: 1.5mm pitch 5 conductors cable assembly labeled for HDMI and DP EDID interface. J1 mates only with the mating 1.5mm connector whereas the end wires mate with any standard 0.1" header with 0.064" square diameter or similar.

Max. pin to pin impedance: < 2mΩ Max.

Connectors type:

J1 Receptacle (Socket)

End wires: Crimp Terminal mates with any 0.1" pitch header – 0.064" sq

Application: Complementing ZX20x series test boards ,or any general testing or board to board interface.

Mates with : 1.5mm pitch male connector

Cable assembly information:

Wire Type: Solid Core
 Poles (conductors): 5
 Gauge: 28 AWG
 Impedance: <2 mΩ Max
 Current rating: 1A AC/DC
 Voltage Rating: 50V AC/DC
 Insulation Resistance: 500M Ω min
 Withstanding Voltage: 500V AC/minute

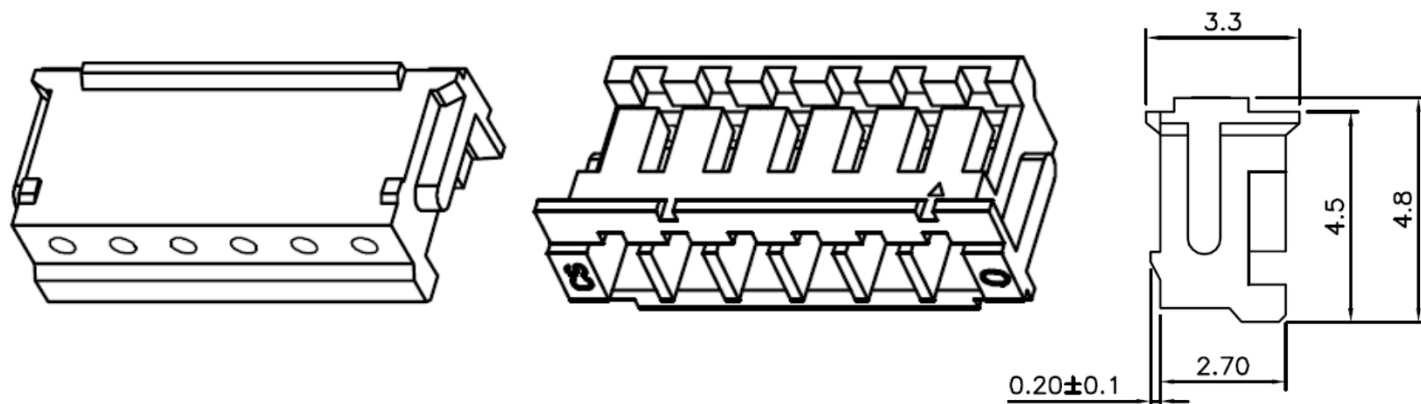
Labeled wire ends:

Crimp Terminal: Female
 Crimp Terminal: Tin plated
 Crimp Terminal: 0.060" (1.52mm) square diameter
 Crimp Terminal: 0.5" (12mm) length

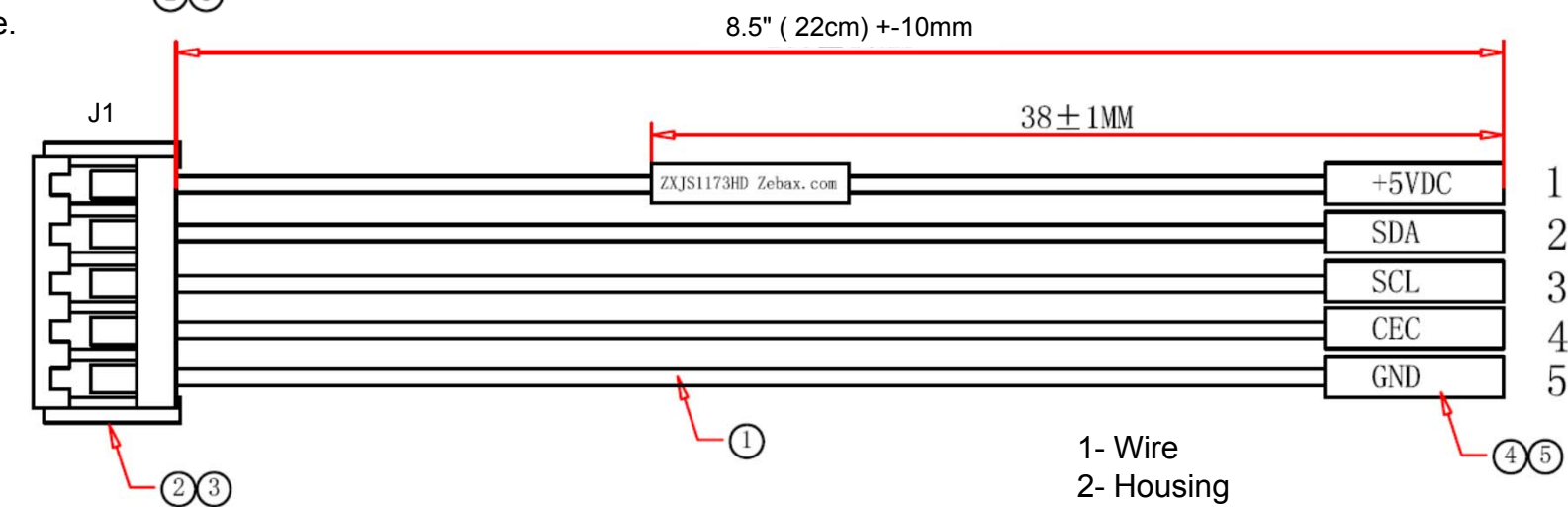
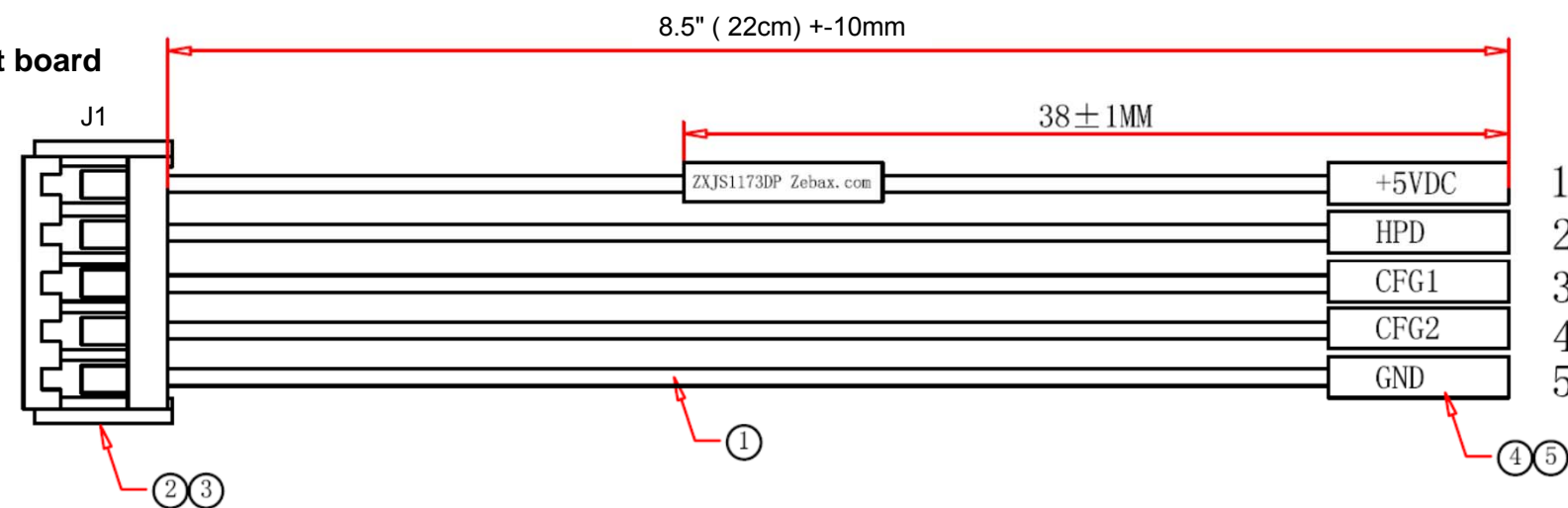
Maximum operating temperature: -25°C to +85°C

Connector's housing Material: Nylon 66 UL94V-0

Housing : Below is mechanical dimensions and 3D picture of the connector's housing




Warning : Please use tweezers or similar as crowbar to remove the cable connector J1 from the mating connector. **DO NOT** pull out the cable assembly by the wires.



- 1- Wire
- 2- Housing
- 3- Contact
- 4- Crimp Terminal
- 5- Insulation tube with printed label

Ordering INFO:
 Part Number:
 ZXJS1173DP DP labled
 ZXJS1173HD HDMI labled

Note
 ALL ZEBAX products are RoHS compliant and Lead Free unless otherwise indicated.



ZEBAX TECHNOLOGIES
 SANTA CRUZ, CA U.S.A (831) 222-0717
 WWW.ZEBAX.COM

SPECIFIED DIMENSIONS ARE INCHES (MM). ROHS COMPLIANT	ASSEMBLY DRAWING	
	ITEM: ZXJS1173xx	
DESCRIPTION: 1.5mm Pitch cable assembly for EDID interface of HDMI / DP		
CHECKED: M. MARINA	DRAWN: SLAVIK	REVISION: 1.0
		SHEET: 1 OF 1

Notice
 ALL ZEBAX TECHNOLOGIES DESIGN SPECIFICATIONS, DRAWINGS, PUBLICATIONS, AND OTHER DOCUMENTS (TOGETHER AND SEPARATELY, "MATERIALS") ARE BEING PROVIDED "AS IS." ZEBAX MAKES NO WARRANTIES, EXPRESSED, IMPLIED, STATUTORY, OR OTHERWISE WITH RESPECT TO THE MATERIALS, AND EXPRESSLY DISCLAIMS ALL IMPLIED WARRANTIES OF NO INFRINGEMENT, MERCHANTABILITY, AND FITNESS FOR A PARTICULAR PURPOSE.
 Information furnished is believed to be accurate and reliable. However, Zebax Technologies assumes no responsibility for the consequences of use of such information or for any infringement of patents or other rights of third parties that may result from its use. Specifications mentioned in this publication are subject to change without notice. This publication replaces all other information previously supplied. Zebax Technologies products are not authorized as in life support devices or systems.