

Product Name: ZX00BC2PH1 Bare (Solid) Copper wire to Pin Header wire assembly

Product Description: Bare (Solid) copper wire to pin header wire assembly is low-cost scope probe accessory. It provides solder-in scope probe interface solution. It can be utilized on Tektronix or Keysight single-ended or differential scope probe test & measurement applications.

ZX00BC2PH1 supplements ZX1xx-CS module design series, Connector Saver Breakout Adapter modules see figure 1. It is designed using bare solid copper core wire design, it is ideal scope probe accessory for variety of single-ended and differential probes test and measurement applications.

- 1- Bare solid copper core design, with > -0.1dB insertion loss
- 2- Insulation material dissolves during solder in place
- 3- Wire assembly length : 2" (5mm)
- 4- 36AWG bare solid copper wire, enabling soldering to landing pad as small as 0201 landing pads.
- 5- 0.025" (0.64mm) square pin header. Designed for fit for both Tektronix and Keysight probe interface solutions.
- 6- Exposed Header pin: 6mm
- 7- Heat shrink insulating material on pin header & Bare copper wire for stability and preventing any shorts at wire to pin header solder joints.
- 8- Flexible and easy to use.
- 9- wide operating temperature, -55°C to +120°

Electrical: Insertion loss > -0.1dB @8GHz
 Wire: Bare Solid Core Copper
 Wire gauge : 36AWG
 Wire diameter: 0.0075" (0.19mm)
 Wire length: 2" (5mm)
 Resistance: 0.05Ω (maximum)
 Current rating: 130mA (maximum)
 Insulation Material:
 Self-fluxing Polyurethane, confirming to BS4520- see Note 1
 0.0006" (0.014mm) - Nominal wall thickness
 Insulation material solvency: +400°C to +480°C soldering iron temperature range – See Note 2
 Operating Temperature: -55°C to +120°C (continuous)
 Pin header : 0.025" (0.64mm) square pin header
 Pin header exposed surface: 0.23" (6mm)

- Note: 1- Now incorporated within BS6811 section 1, Pt3.
 2- The Bare solid copper wire requires a soldering iron temperature of 400°C+ to remove the enamel. Weller bit temperature code 8 or 9 or temperature-controlled iron required.


Application: Test & measurement - Single-ended and differential scope probe interface – Tektronix keysight

Mates with : Any active probe from Tektronix and Keysight – N2795A N2796A N2797A N2793A N2818A N2819A N2870A N2771A N2871A N2873A N2774A N2775A N2776A P6245 P6243 TAP1500 TAP2500 TAP3500 TAP4000 P2740

Typical Application: ZX00BC2PH1 is designed to fit into all existing single ended as well as differential scope probes from Tektronix as well as Keysight.

Scope Probe wire Installation:

- 1- The Bare solid copper wire requires a soldering iron temperature of 400°C+ to remove the enamel. Weller bit temperature code 8 or 9 or temperature-controlled iron required.
- 2- It is recommended to keep the probe wire length at 0.5" (1.2cm) long for signal+ interface
- 3- In order to avoid ground loop problems, please use the shortest Ground probe wire. Install the probe GND reference signal to the nearest GND reference on system under test.



Bare solid copper to pin header wire assembly , ZX00BC2PH1 Zebax.com

ZX00BC2PH1 block diagram Zebax.com

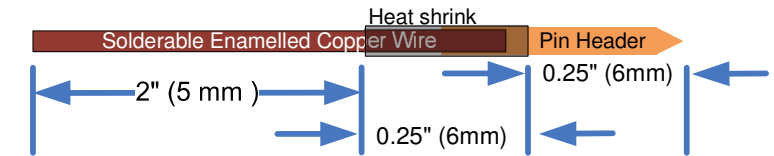




Figure 1 - Typical Zebax Connector Saver Breakout Adapter – ZX00BC2PH1 can be installed on the top or bottom of the PCB for test and measurement.



ZX00BC2PH1 package includes:

Part number	Quantity	Description
ZX00BC2PH1	12	12 pc of 36AWG Bare (solid) Copper wire to pin header wire assembly
ZX00BC2PS1	0	36AWG Bare Copper wire to pin socket wire assembly
ZX145CS	0	Reference to typical Zebax connector saver breakout adapter

Compliance:
 ISO2001 certified
 RoHs - Lead Free
 EU RoHS2
 UL E111594 document
 ELV- Vehicle Directive (Directive 2000/EC)
 European Union Directive (203/11/EC)
 Halogen Free per IEC-61249-2.21 : 2003
 RoHs Directive 2011/65/EU
 WEEE Directive (2012/12/EU)

Certificate of Compliance for Radioactive substances
 Certificate of Compliance for Asbestos
 Certificate of Compliance for Ozone Depleting Substances, ODS
 Certificate REACH SVHC
 Certificate of Compliance RoHS_EN_CoC

Note
 ALL ZEBAX products are RoHS compliant and Lead Free unless otherwise indicated.

ZEBAX TECHNOLOGIES SANTA CRUZ, CA U.S.A (831) 2 2 2 - 0717 WWW.ZEBAX.COM		
SPECIFIED DIMENSIONS ARE INCHES (MM). ROHS COMPLIANT		ASSEMBLY DRAWING ITEM: ZX00BC2PH1
DESCRIPTION: Bare (solid) copper to pin header wire assembly		
CHECKED: M. MARINA	DRAWN: MATTHEW	REVISION: 1.0 SHEET: 1 OF 1

Notice
 ALL ZEBAX TECHNOLOGIES DESIGN SPECIFICATIONS, DRAWINGS, PUBLICATIONS, AND OTHER DOCUMENTS (TOGETHER AND SEPARATELY, "MATERIALS") ARE BEING PROVIDED "AS IS." ZEBAX MAKES NO WARRANTIES, EXPRESSED, IMPLIED, STATUTORY, OR OTHERWISE WITH RESPECT TO THE MATERIALS, AND EXPRESSLY DISCLAIMS ALL IMPLIED WARRANTIES OF NO INFRINGEMENT, MERCHANTABILITY, AND FITNESS FOR A PARTICULAR PURPOSE.

Information furnished is believed to be accurate and reliable. However, Zebax Technologies assumes no responsibility for the consequences of use of such information or for any infringement of patents or other rights of third parties that may result from its use. Specifications mentioned in this publication are subject to change without notice. This publication replaces all other information previously supplied. Zebax Technologies products are not authorized as in life support devices or systems.