

**Product Name:** ZX143-QTS-QSS-100 Samtec Breakout Adapter

**Product Description:** 100x2, 200 pins Samtec breakout adapter supporting Samtec's HI-SPEED Header / Socket QTS / QSS connector series.

- Designed in 4 layer PCBoard
- No via on any signal traces
- Improved signal integrity and crosstalk.
- Matching connector's 50Ω impedance – Reference plane impedance 50Ω for DC to 8GHz bandwidth applications


GND test point for easy access

**Application:** Bringup, testing, emulation, development, modular design evaluations


**Mates with :** Samtec QTS-100 QSS-100 connectors, and SQCD cable assembly

**Pitch:** 0.635mm (0.025") High Speed connector

**Headers:** 0.1" (2.54mm) center, 0.025" (0.64mm) SQ with 0.23" (5.6mm) post height



2.56"(65mm)



3.56" (92mm)

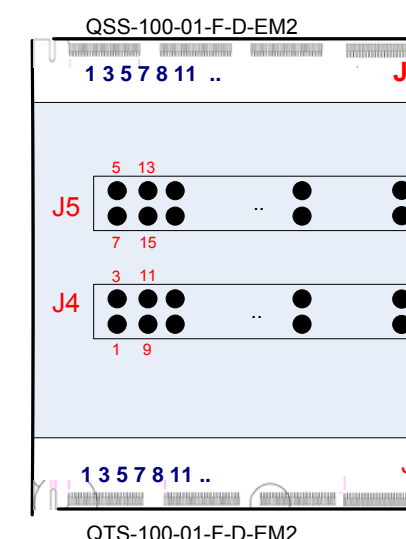
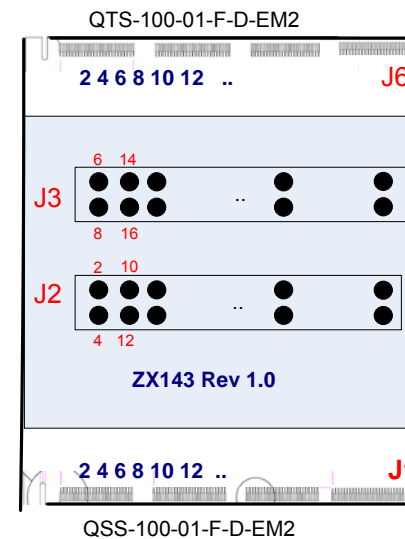
**NOTE:** Pin 1 of the QTS ( Header ) is connected to Pin 1 of QSS ( Socket ), enabling target board debugging by using ZX143 in between Host and Target device.

**ZX143-QTS-QSS-100 pin configuration**

Top	QTS	J6																				2, 4, 6, 8, 10 .. 200					
Bottom																						1, 3, 5, 7, 9 .. 199					
Layer																											
Top	Headers	J3	6	14	22	30	38	46	54	62	70	78	86	94	102	110	118	126	134	142	150	158	166	174	182	190	198
			8	16	24	32	40	48	56	64	72	80	88	96	104	112	120	128	136	144	152	160	168	176	184	192	200
Bottom	Headers	J5	5	13	21	29	37	45	53	61	69	77	85	93	101	109	117	125	133	141	149	157	165	173	181	189	197
			7	15	23	31	39	47	55	63	71	79	87	95	103	111	119	127	135	143	151	159	167	175	183	191	199
Bottom	Headers	J4	3	11	19	27	35	43	51	59	67	75	83	91	99	107	115	123	131	139	147	155	163	171	179	187	195
			1	9	17	25	33	41	49	57	65	73	81	89	97	105	113	121	129	137	145	153	161	169	177	185	193

TOP	QSS	J1																				2, 4, 6, 8, 10 .. 200
BOTTOM																						1, 3, 5, 7, 9 .. 199

Pin 1 of QSS is connected to Pin 1 of QTS



Note  
ALL ZEBAX products are RoHS compliant and Lead Free unless otherwise indicated.

**ZEBAX TECHNOLOGIES**  
SANTA CRUZ, CA U.S.A (831) 2 2 2 - 0717  
WWW.ZEBAX.COM

SPECIFIED DIMENSIONS ARE INCHES (MM). ROHS COMPLIANT	ASSEMBLY DRAWING	
	ITEM: ZX143-QTS-QSS-100	
DESCRIPTION: Samtec breakout adapter QTS QSS 100		
CHECKED: M. MARINA	DRAWN: SLAVIK	REVISION: 1.0
		SHEET: 1 OF 1

Notice  
ALL ZEBAX TECHNOLOGIES DESIGN SPECIFICATIONS, DRAWINGS, PUBLICATIONS, AND OTHER DOCUMENTS (TOGETHER AND SEPARATELY, "MATERIALS") ARE BEING PROVIDED "AS IS." ZEBAX MAKES NO WARRANTIES, EXPRESSED, IMPLIED, STATUTORY, OR OTHERWISE WITH RESPECT TO THE MATERIALS, AND EXPRESSLY DISCLAIMS ALL IMPLIED WARRANTIES OF NO INFRINGEMENT, MERCHANTABILITY, AND FITNESS FOR A PARTICULAR PURPOSE.  
Information furnished is believed to be accurate and reliable. However, Zebax Technologies assumes no responsibility for the consequences of use of such information or for any infringement of patents or other rights of third parties that may result from its use. Specifications mentioned in this publication are subject to change without notice. This publication replaces all other information previously supplied. Zebax Technologies products are not authorized as in life support devices or systems.