

Product Name: ZX122xB – PCISIG M.2 NGFF passive breakout adapter KEY type A B E and M

Product Description: PCISIG M.2 a.k.a. Next Generation Form Factor , NGFF, breakout adapter enabling access to all accessible M.2 signals. Designed with 50Ω trace impedance on all traces, improved signal integrity and crosstalk.

ZX122xB provides access to all 67 signals via accessible 0402 SMD landing pads. Dedicated GND test point, interfacing with the inner ground layers + top/bottom GND fills.

ZX122xB can be inserted into any M.2 NGFF PCISIG connector and wired (stitched) to any Evaluation board (development board) for purpose of debugging, development, testing, or characterization.

- Designed in 4 layer PCB
- All signals accessible via 0402 SMD landing pads.
- Dedicated Module GND test point for ease of probing and system ground reference.
- The “GND” test point, accessing inner layer ground layers for improved signal integrity and crosstalk.
- Matching 50Ω trace impedance on all traces.

“GND” test points and Mounting holes are connected to 2 internal GND layers.


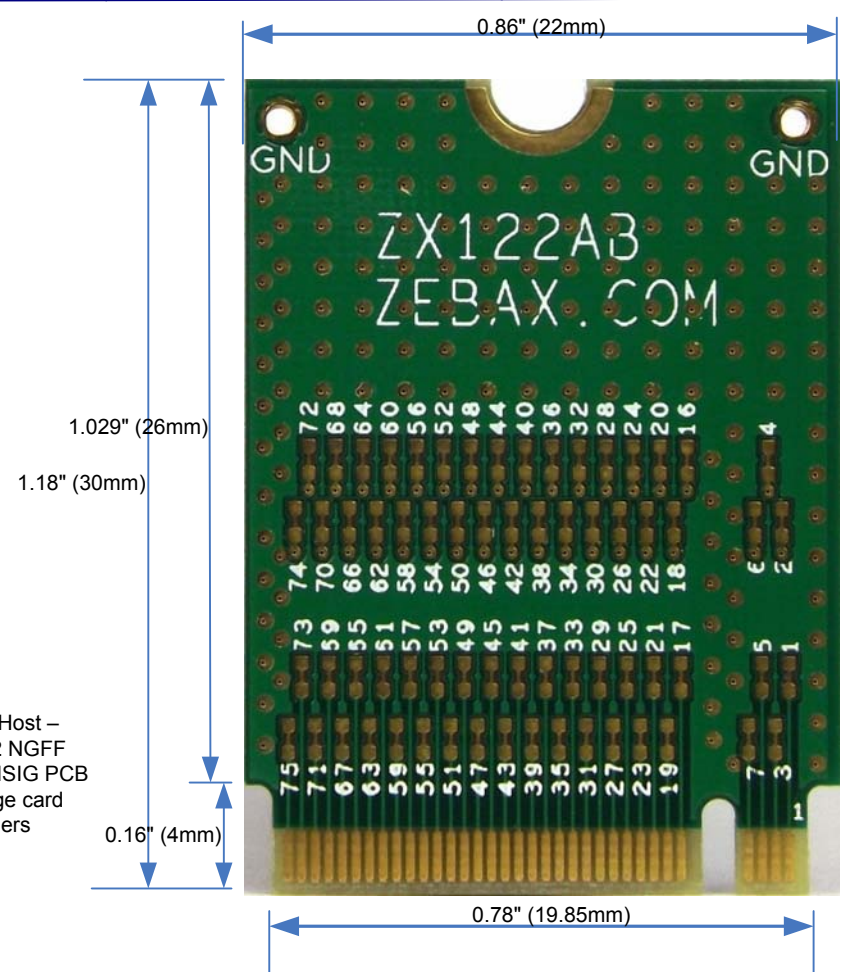
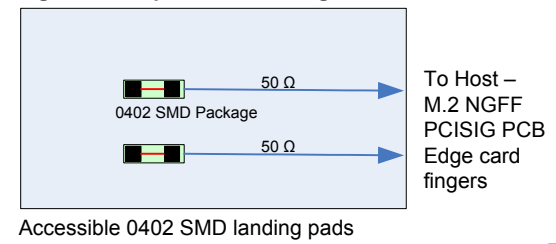
Application: Bringup, testing, emulation, development, modular design evaluations for wifi GPS GYRO Compass BT FM sensor module

Mates with : Any standard M.2 NGFF PCISIG connector, please see ORDER info for “Key”, meeting Keys A, B, E and M configuration –
 TE 2199125 2199119 2199230 2199133
 JAE SM3ZS067
 Bellwether: SD-80148 SD-80149 SD-80152 SD-80159

Pitch: 0.5mm

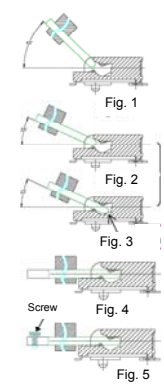
Breakout Access: Accessible via 0402 SMD landing pads. All signals are accessible on top layer of the module. Dedicated GND test point interfacing with the inner GND layers + top/bottom GND fills.

Figure 2- Simplified Block diagram



Module Insertion, Removal process:

- 1- Move the Module against the housing chamber, see figure 1
- 2- Rotate module to 25°, insert it until the module surface reaches the ramp, figure 2, 3
- 3- Rotate the module to horizontal position, see figure 4
- 4- Fix the module by screw, see figure 5



Ordering INFO:
 Part Number
 ZX122xB option(x)
 A: M.2 NGFF Key “A”
 B: M.2 NGFF Key “B”
 E: M.2 NGFF Key “E”
 M: M.2 NGFF Key “M”

Note
 ALL ZEBAX products are RoHS compliant and Lead Free unless otherwise indicated.

ZEBAX TECHNOLOGIES		
SANTA CRUZ, CA U.S.A (831) 2 2 2 - 0717		
WWW.ZEBAX.COM		
SPECIFIED DIMENSIONS ARE INCHES (MM). ROHS COMPLIANT	ASSEMBLY DRAWING	
ITEM: ZX122xB M.2 NGFF PCISIG		
DESCRIPTION: M.2 NGFF PCISIG passive breakout adapter keys A B E and M		
CHECKED: M. MARINA	DRAWN: SLAVIK	REVISION: 1.0
		SHEET: 1 OF 1

Notice
 ALL ZEBAX TECHNOLOGIES DESIGN SPECIFICATIONS, DRAWINGS, PUBLICATIONS, AND OTHER DOCUMENTS (TOGETHER AND SEPARATELY, “MATERIALS”) ARE BEING PROVIDED “AS IS.” ZEBAX MAKES NO WARRANTIES, EXPRESSED, IMPLIED, STATUTORY, OR OTHERWISE WITH RESPECT TO THE MATERIALS, AND EXPRESSLY DISCLAIMS ALL IMPLIED WARRANTIES OF NO INFRINGEMENT, MERCHANTABILITY, AND FITNESS FOR A PARTICULAR PURPOSE.
 Information furnished is believed to be accurate and reliable. However, Zebax Technologies assumes no responsibility for the consequences of use of such information or for any infringement of patents or other rights of third parties that may result from its use. Specifications mentioned in this publication are subject to change without notice. This publication replaces all other information previously supplied. Zebax Technologies products are not authorized as in life support devices or systems.